


# PENNSYLVANIA CAPITOL PRESERVATION COMMITTEE



**2017 Annual Report**  
Preserving a Palace of Art



# Table of Contents



About the Committee	1-2
Chairman's Message and Member Listing	3-4
History Under Foot	5-6
Preserving Pennsylvania's Civil War Battle Flags	7-8
Committee Projects	9-18
Rotunda Exhibit & Request for Photos	19
Looking Forward 2018	20
Gifts and Collectibles	21-22
Financial Report	23
Mission Statement	25

## About the Committee

In 1982 the Pennsylvania Capitol Preservation Committee was created by the General Assembly (Act 327). As an independent Commonwealth committee, its purpose is implementing and directing programs to conserve and restore the Pennsylvania State Capitol, the historic Capitol Complex buildings, and their contents—preserving and maintaining them for future generations.



## Preservation and Maintenance

Prior to 1982 the Capitol building had been host to a string of abuses and neglect which obscured its original beauty and in some places altered its historic appearance. With the majority of the Main Capitol now restored, the Committee's major work has transitioned from restoration to long-term preservation maintenance. This will ensure that over time the building and its historic works will retain their integrity and historical significance, preventing deterioration, and making future costly campaigns of restoration unnecessary. As part of the cohesive maintenance master plan, a list of maintenance items is prepared annually, with repairs addressed as they arise. In order to prevent history from repeating itself, continued preservation must be done. While the needs of individuals and agencies will change, priorities in state government will vary—one thing is certain, fiscal responsibility indicates that periodic cyclical maintenance over time is more effective than successive non-unified campaigns of often detrimental renovation. Unified efforts at sustaining a regular and preservation-based maintenance plan will ensure that all Pennsylvanians can continue to be proud to walk the halls of their State Capitol, Pennsylvania's "Palace of Art."



## Services We Provide

The Committee oversees the restoration of all art and artifacts throughout the Capitol Building, the Park, and the surrounding Capitol Complex, as well as performing long-term preservation maintenance. Committee staff is responsible for monitoring the restoration and repair of historic clocks, furniture, and artwork within the buildings through the use of an archival database to catalog damage and maintenance. The Committee also serves to educate the public and state agencies about the history of the Capitol Complex, the Commonwealth's Civil War flags, and produces literature to educate visitors and school groups on Pennsylvania's history.



## Educational Purpose

The Capitol Preservation Committee serves an important role in an educational capacity as the primary clearinghouse for information on the history of Pennsylvania's Capitol Building, its fine and decorative arts, architecture, and Civil War battle flags. The Committee conducts tours of the 390 Civil War battle flags, which are seen by reenactors, genealogists, Civil War scholars, and the general public. Committee staff also answers hundreds of questions regarding the history of the building and the Capitol Complex. The Committee's staff also educates the public and agencies on the benefits of long-term preservation maintenance. The Committee installs biennial exhibitions in the Main Rotunda to educate visitors and the public about our Capitol's rich history and has published several books and pamphlets on the art and history of the Capitol Building.


## A National Historic Landmark

In September 2006, on the eve of the 100th anniversary of its dedication, the Capitol Building was proclaimed a National Historic Landmark. According to the National Park Service, "National Historic Landmarks (NHLs) are nationally significant historic places designated by the Secretary of the Interior because they possess exceptional value or quality in illustrating or interpreting the heritage of the United States." In 2010, the application was amended to include the Ryan, Irvis, North Office, Forum and Finance Buildings, as well as the State Street Bridge, Soldiers' Grove, and historic south Capitol Park as contributing resources to the Complex's national significance.

To this end, the Pennsylvania State Capitol stands as one of the most beautiful buildings in America, the culmination of the Commonwealth of Pennsylvania at the height of its industrial and commercial might. "The rich decoration, which glorifies Pennsylvania's achievements in labor, industry, and history, is expressive of the power and might of the Commonwealth. The Pennsylvania State Capitol is both unique and representative of the finest in American Renaissance style architecture and stands apart from other capitol buildings of its time."

The members and staff of the Capitol Preservation Committee are honored to be the guardians and stewards of the Pennsylvania State Capitol, architect Joseph Huston's amazing "Palace of Art."

## Chairman's Message



As Chairman of the Pennsylvania Capitol Preservation Committee, I would like to take a moment to welcome you to your State Capitol Building, architect Joseph Huston's amazing "Palace of Art." For over thirty-five years, our Committee has remained dedicated to the continued restoration and ongoing maintenance of what has been acclaimed as one of the most beautiful state Capitols in America. Built from 1902-06, and designed by Philadelphia architect Joseph Miller Huston, our Capitol stands as a prime example of American Renaissance architecture and a testament to the industrial and commercial success of the Commonwealth.

Over the course of the Committee's existence, much of the massive restoration within the Main Capitol has been completed, but preservation maintenance is a never-ending task. As such, there are ornate spaces in the Irvis, North Office, Forum, and Finance Buildings which are in dire need of restoration.

This year, we will begin construction on a more suitable and safe place for Pennsylvania's collection of 390 Civil War battle flags, to ensure that this priceless collection is protected for years to come. We are also seeking a new facility to store our vast collection of historical furniture pieces and other relevant items. As you can imagine, a 640 room building needs a significant amount of storage space for all the materials which keep it in good repair. Lastly, we welcome some new committee members on board: Senators Andrew Dinniman, Art Haywood, and Guy Reschenthaler, as well as, Representative Alex Charlton, PHMC Director Andrea Lowery and Architect Frank Dittenhaffer.

As you tour the Pennsylvania Capitol, we hope you notice all the fine and decorative art, the murals by Abbey and Oakley, stained glass by William B. Van Ingen, gold and aluminum leaf, and the attention paid to the most-minute details, both by architect Joseph Huston and our Committee, which help make our building a National Historic Landmark. The Capitol building is a remarkable one-of-a-kind edifice and I know I speak for all of our members when I say how truly proud we are to be a part of its continued preservation.

A handwritten signature in black ink that reads "John R. Gordner". The signature is fluid and cursive.

John R. Gordner, Senator  
Chairman



## Committee Members



**Vice Chairman**  
**John R. Bowie**  
Governor's Appointee



**Secretary**  
**Thomas B. Darr**  
Supreme Court  
Appointee



**Treasurer**  
**Patty Kim**  
Representative



**Alex Charlton**  
Representative



**Jim Cox**  
Representative



**Andrew Dinniman**  
Senator



**Frank Dittenhafer, II**  
FAIA, LEED, PA



**Art Haywood**  
Senator



**Andrea Lowery**  
Executive Director  
PHMC



**Guy Reschenthaler**  
Senator



**Stephen P. Samuelson**  
Representative



**Curtis M. Topper**  
Secretary,  
Department of  
General Services



**David L. Craig**  
Executive Director



**Ruthann Hubbert-Kemper,**  
Honorary Emeritus Member

## Administrative Staff



**David L. Craig**, Executive Director

**Christopher R. Ellis**, Director of  
Projects

**Sue Ellison**, Controller/Personnel  
Supervisor

**Tara Pyle**, Executive Project Secretary

**Jason Wilson**, Historian



**Carla Wright**, Office Administrator

## History Under Foot—Stories of Henry Chapman Mercer’s Moravian Tiled Floor

### Woman Dipping Candles

The following is taken directly from Henry C. Mercer’s 1908 “Guide Book to the Tiled Pavement in the Capitol of Pennsylvania”

“From a small six eight or ten-armed turnstile, the woman lifts off the suspended wooden disks, one by one, each hung with from twelve to thirty candle wicks, and immerses the wicks in tallow, melted over water in a large pot swung upon a wood fire. Where the autumnal wind blows cool by the sooty smokehouse or flagged out-kitchen, the grease hardens into candles as the disks go round.”





## Plowing with the Shovel Plow

"The plowman skips, scratches, or deeply furrows the newly cleared land, where among stumps and fibres a plowshare would wedge under horizontal roots. Thus he works with a plow armed with a shovel-shaped, nearly vertical blade, still used in 1908 to turn out potatoes, and surviving through the middle ages from a Roman original."



## Preserving Pennsylvania's Civil War Flags

Whether the vision of young Sergeant Benjamin Crippen shaking his fist at advancing Confederates, or a stage of fiery shot and shell illuminating the first color to be planted upon the ramparts, the image of Civil War battle flags is one of the most prevalent in Civil War iconography. Most all the hopes, dreams, and fears of Civil War soldiers and a nation at war are encapsulated within their silken folds, and they have been the subject of countless photographs, paintings, and articles. The lifeblood and spirit of any Civil War regiment was its regimental standard. Not only was the flag the point upon which a regiment would rally in times of desperation, but it served as a visible sign of what was occurring on the turbulent, ever-changing battlefield. In a time before radio communication, the flag was the point on which the regiments' communication hinged, and therefore largely determined the ebb and flow of battle.


Numerous states north and south provided regiments with their own state-issued colors, while the national government and many small American communities did the same. The Commonwealth of Pennsylvania appropriated money to outfit the majority of its 215 regiments with flags emblazoned with the state Coat of Arms and lettered with the regimental designation. At times, Governor Andrew G. Curtin would personally travel to a regiment's location to present the new colors to its colonel. As the war wound on, most regiments at one time or another became embroiled or entangled in varying degrees of vicious, often desperate combat, sometimes even hand-to-hand. While the veterans who experienced this horrific struggle have passed on, these invaluable artifacts remain as testament to the nature of mid-eighteenth century warfare.



In the postwar years, after the conflict was decided, Pennsylvania's men-in-arms presented their colors back to the Commonwealth at a large ceremony on July 4, 1866 in Philadelphia. General George G. Meade gave the keynote address and officially handed over the collection to Governor Curtin. The banners were then transported back to the old state arsenal, and in the 1870s placed in a special flag room adjacent to the Hills Capitol. The collection remained safe in the new Executive, Library, and Museum Building when in 1897 the Capitol building burned. By 1911 it was determined by state officials to build large bronze cases in the main rotunda of the new Capitol to house the Commonwealth's Civil War flag collection. On June 15, 1914 (Flag Day, observed) a parade stepped off from the old library and museum building with some 300 Civil War veterans, original color bearers in many cases, carrying their furled standards. The flags were gingerly placed in the new flag cases and it was here that they remained for approximately seventy-two years.

In 1981 the 87th reenactment group expressed a desire to raise funds and conserve its original banner for posterity. Though the original color had deteriorated almost beyond salvageability, a record banner for the original regiment was conserved. However, the 87th served an important role in heightening the awareness of the need for immediate conservation of the entire collection.

The newly created Capitol Preservation Committee, along with bipartisan support of House leaders, began a project of sponsorship and conservation of the collection in 1984. By 1992 the entire collection, now numbering 390 flags, was completely conserved and stands as one of the most remarkable single collections of battle flags in the country. With the success of Pennsylvania's project of flag conservation and a one-of-a-kind symposium on battle flag conservation, many states across the nation began their own state-sponsored conservation projects.



The Commonwealth of Pennsylvania's collection of state-issued battle flags serves as an invaluable window into the nature of Civil War battle and the horrors of Civil War combat. Many of the colors were riddled with bullets and torn by shells. Staffs were completely broken in two, sometimes three pieces, and in-the-field splices and repairs are evident.




Blood stains and powder burns remain as sobering reminders of the grueling ordeal and the sacrifices made by the 620,000 men who paid the ultimate price. At present the Committee is working on designing a new flag facility with upgraded fire suppression and environmental controls to ensure that this priceless collection is preserved for posterity.

The entire collection of Pennsylvania Civil War flags is available for tours, via appointment. To schedule a tour of the collection, or for more information, please contact the Committee at 717-783-6484, or visit our website at <http://www.pacivilwarflags.org>

## Committee Projects

### Conservation Maintenance of the Barnard Statuary

The summer of 2017 marked year two of a six year project of alternating work on the Mexican War Monument and Barnard statues. Work on the Barnard groups was completed in July of 2017. An interesting change this year was the use of a high-lift with which to access the statuary groups. This change was beneficial because it reduced the duration of the project, mitigated possible damage from scaffold erection and allowed the groups to remain visible throughout the treatment process.



Treatment of the statuary included washing of each group with a mild detergent, micro-crack injections throughout the statuary groups, mortar replacement for failed mortar joints, repair of poor or badly-weathered sealants, and removal of hard water accretions on the granite bases of the statues. Previous crack fills which were shown to be faulty or failing were removed and replaced. Recommendations for future treatment include re-caulking around the fiberglass cap, an "in-depth" survey of water management and pooling and consolidation of all marble surfaces. Sustained yearly preservation maintenance of the George Grey Barnard's amazing statues prevents costly repairs on the statuary groups in the future.

## Restoration of the Law Library-Furniture

Phase IV of the Capitol Preservation Committee's work within the Forum Building Law Library entailed the restoration of historic furnishings and accessories, the fabrication of historic reproduction chairs and new period-inspired furniture, and the supply of new metal bookcases and media cabinets.

Several pieces of historic furniture, original to the 1931 Law Library, including five walnut reading tables and six bronze table lamps still exist in the room and were restored under this project. In addition, four large historic display cases and two leather club chairs were also restored and added to the room. Fifty chairs for around the tables were reproduced to match the original chairs in the room and new, period-inspired furniture was also added, including a media reference table, a computer/scanner table, brochure display case, and four new bronze table lamps to replace the missing original lamps. Finally, new matching metal bookcases and media cabinets were added to complete the room.

The restoration and reproduction of the historic furniture wraps up the Committee's multi-year endeavor, which previously included projects to restore the decorative ceiling, wood wainscot, historic windows, and terrazzo floor, to showcase the Art Deco style of the room as it originally appeared.



## Bronze Conservation: Exterior Fixtures and Doors

In 2017 the Committee completed year two of the Bronze Conservation of Exterior Fixtures and Doors. This project serves to mitigate the effects of harmful weathering, salts, freeze/thaw cycle and biological growth. All bronze surfaces including lanterns and torchieres, north, south and center bronze doors and assemblies, north and south Security gates as well as fixed pedestal signs were addressed.

The bronze was first cleaned, brushed, and vacuumed, then wiped with cotton knit microfiber cloths using a light detergent and filtered tap water. The doors were then rinsed and dried. After cleaning, bowling alley wax was reapplied using a hot wax method to allow the wax to reflow on the bronze. Once dry and hardened, the bronze was hand-buffed.



Restoration of the fixtures and torchieres entailed removal of the glass from each fixture, after which vacuuming, washing, re-waxing and buffing was undertaken. Once complete, the clean glass was reinstalled. Additionally, the revolving entry doors at the Capitol's Main/Center entrance were cleaned, and vacuumed and the woodwork retouched and polished. Each door threshold received two applications of naval jelly to help prevent oxidation. This five-year project ensures that the Capitol's exterior bronze fixtures remain preserved and in good working order for years to come.

## Bronze Conservation: Statuary

The year 2017 marked year two of the five-year project of conservation maintenance of the John F. Hartranft and Boies Penrose bronze statues in Capitol Park. The Hartranft statue was first photographed and then cleaned using brushes and vacuums. Next, wet cleaning of the metal was undertaken with filtered water and detergent, followed by a complete rinsing. The surface was then dried using cotton cloths and swabs.




The protective wax coating, which had been previously applied, was heated and reformed using torches. Small amounts of microcrystalline wax were blended into the existing wax as needed to help achieve a consistent balance of color and hardness. After application, the wax was hand-buffed using cotton cloths.



Biological growth in the mortar joints of the granite base of the monument was removed using a stiff plastic brush. The base was then rinsed with plain filtered water and, once dry, a biocide was applied to slow future plant growth.



Although in good overall condition, the Penrose monument seems to attract a larger array of insect and arachnid nests. This statue, like the Hartranft, was first photographed and dry cleaned. It was then scrubbed with filtered water and mild detergent and the protective wax again heated to allow it to reflow on the bronze. The wax was buffed with cotton cloths, and the granite base was cleaned and a biocide applied. Some loss of the patina is evident on both the Hartranft and Penrose monuments and future projects may need to address the loss of this protective coating before elements of the bronze are damaged by environmental conditions. In the short term, the cyclical application of the sacrificial wax coating achieves the same result.





## Lawrie Forum Doors

The Committee began year two of a five-year conservation maintenance project for the Lee Lawrie-designed ornate Art Deco Forum doors in 2017. These doors depict "the things that man has learned to do, the industries and arts upon which all civilization rests."

Each set of doors scheduled for maintenance was first dry cleaned and then wet cleaned and rinsed. After drying, each door was heated with a brush torch to allow the wax to reflow. Any areas of wax loss were reapplied. It was noted that the doors and thresholds seem to be suffering greatly from the application of salt during the winter, as well as blown dirt and debris accumulating on both the glass and bronze.



Normal, yearly accumulations of dirt and debris were examined as well as wear on handle areas on the most used doorways. Yearly maintenance of the Lawrie Doors ensures that the Forum Auditorium remains in top operating shape for years to come.

## Mercer Tile Preservation Maintenance

The Committee began a new five-year project in 2016 to continue maintenance on the Moravian tiled floor. This cyclical, specialized preservation schedule ensures there is no buildup of harmful dirt, salt, and debris on the tile and grout joints. The west entrances of the Capitol are given special attention over the winter months in an effort to reduce the adverse effects of the de-icing salt which is tracked in from the outside. The tile maintenance program also includes the marble floor outside the Lieutenant Governor's office on the second floor of the Rotunda. During bi-weekly cleanings, any new repair items are identified and addressed immediately. A survey of repairs is typically completed in the summer while the legislature is in recess. These repairs include re-grouting loose or missing joints, repairing pitted or cracked tiles, and application of protective coatings.



## Capitol Maintenance of Finishes and Fixtures

The Capitol Preservation Committee has a continuing preservation maintenance program that is a long-term campaign of restoration meant to fix minor building damages before they become larger problems. In addition to the semi-annual preservation cleaning of the public corridor surfaces, the Committee conducts a review and documents necessary repairs. Staying on top of repairs throughout the building, whether big or small, provides a stopgap measure that, barring emergencies, will keep the building in good condition. While preservation cleaning is not as glamorous as some of the larger projects the Committee has undertaken, it is equally, if not more important, because continued maintenance is the greatest form of historic preservation, preserving the initial restoration investment and limiting costly repairs.



## Preservation Maintenance of Ryan Building Finishes and Fixtures

The Committee continued its preservation maintenance of the Matthew J. Ryan Legislative Office Building. The scope of work for this project is very similar to the preservation program in the Main Capitol. Work in the Ryan Building includes cleaning of plaster, finished canvas and stone, walls, beam drops, soffits, moldings, bronze and stone railings, gilded surfaces, finished woodwork, light fixtures, artificial palms, and miscellaneous architectural materials and finishes. In addition to the specialty preservation, this project also undertakes more meticulous repairs.



## Clock Maintenance

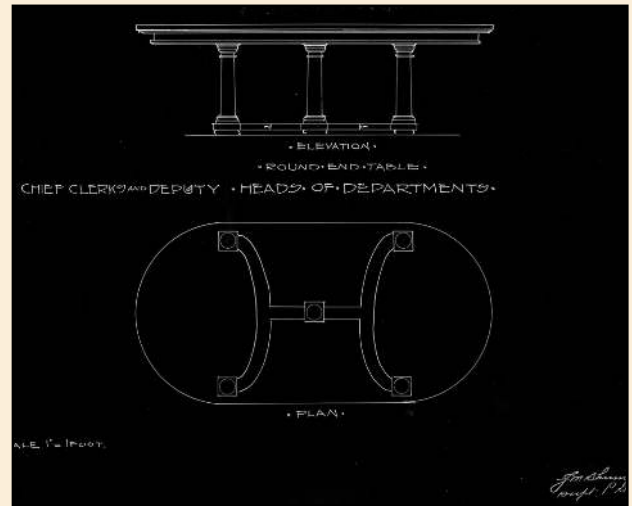
The Capitol Preservation Committee is responsible for the regular maintenance of more than 270 original Capitol clocks located throughout the Capitol and associated Complex buildings. The clock project began in 1993 with the objective to restore and maintain the clocks' wood finishes and inner mechanisms. In addition, the Committee wanted to collect and maintain historic documentation along with an inventory of each clock. By developing an electronic database, detailed information was compiled, including clock descriptions, construction materials, conditions, location, and an ongoing maintenance history. Following their restoration, each clock was put on a cyclical maintenance program. The Committee's clock conservator cleans the clocks and then they are placed on a yearly maintenance schedule wherein they are either oiled or cleaned cyclically every five years. While the majority of Capitol clocks have now been restored, ongoing preservation maintenance remains key to ensuring that they continue to operate and keep the correct time for years to come.




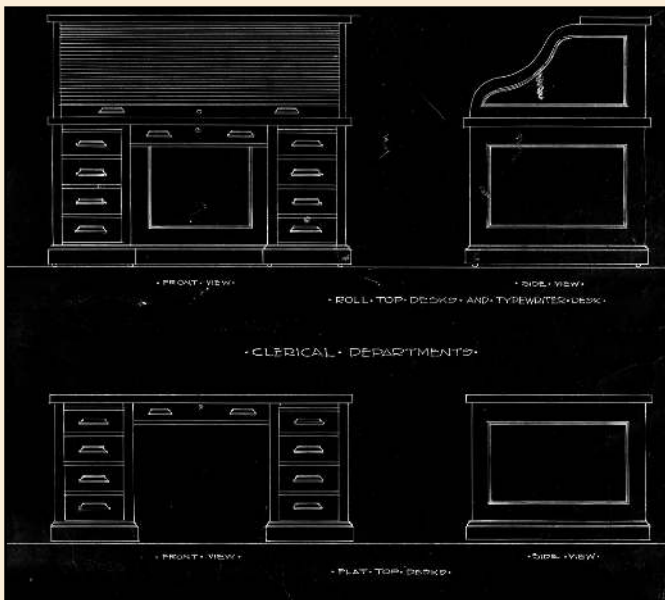
## Capitol Furniture and Comprehensive Inventory

In addition to the meticulous detail employed by architect Joseph Huston while designing the Capitol in 1906, many people are unaware that he also designed thousands of pieces of historic furniture for the new building. Housed in the Pennsylvania State Archives are over 100 pages of furniture line drawings and designs, which correspond to the 1904 Special Furnishings and Fixtures schedule for the Main Capitol. From corner cabinets to desks, chairs, mirrors, even the escutcheon and telegraph plates, architect Joseph Huston had his hand in the design of everything for the building.

As part of the Committee's preservation efforts, staff periodically surveys and inventories all of the historic pieces of furniture that remain in the Capitol. This allows us to note any damages or maintenance needs and also insures that furniture remains in the correct locations.



Committee staff has entered the collected furniture inventory into a comprehensive database system which will track the historic contents of every room in the Capitol to the most minor detail. When completed, this comprehensive database will allow the Committee to maintain the Capitol's fixtures and furnishings with an even greater degree of respect for the historic integrity of the building as originally envisioned by Joseph Huston.



## Rotunda Exhibit: Capitol History

In late 2016, the Committee completed installation of a brand new Rotunda exhibition which details the history of all three of Harrisburg's Capitol buildings. The first case highlights the red brick Hill's Capitol and the fire that consumed it on Feb. 2, 1897. Case two showcases the interim Cobb Capitol which served as Pennsylvania's state house from 1898 until 1901.

Case three is the design and construction of the current Joseph Huston Capitol which was built from 1902-1906 and celebrated its 100th anniversary in 2006 when it was listed as a National Historic Landmark. Case four details the 37-year restoration and ongoing maintenance program of preservation, highlighting select past and current projects.

We are currently exploring the development of expanded QR tags which will allow visitors to utilize their I-Phones to obtain more information on the Capitol artifacts.



## Pre-1950 Historic Capitol Photos Sought



The Committee is currently seeking pre-1950 interior photographs of the Main Capitol and all Capitol Complex buildings including: the Ryan Office (*Executive, Library, Museum*) Building, North Office Building, Irvis (*South Office Building*), Finance, and Forum (*Education*) Buildings.

These historic photographs will aid the Committee's ongoing restoration mission. If you, or anyone you know, has historic images, the Committee would like to obtain digital copies of these pertinent photographs. Interested parties can upload digital photos at <http://www.cpc.state.pa.us/upload-historic-photos.cfm>

If you are unable to upload photos and are in the Harrisburg area, please call our office at (717) 783-6484 to set up an appointment to come in and have your images scanned by Committee staff.

## On the Horizon: 2018 Projects and Beyond

The following is a list of projects that the Capitol Preservation Committee is either working on or that will be addressed as funding becomes available. Timely rather than deferred maintenance is the key to ensuring that expensive campaigns of restoration are unnecessary.

**North Office Suite 104**-The Committee is presently conducting work to restore this ornate first floor office on the east side of the North Office Building for the Pennsylvania Senate. Work includes cleaning and repairing of travertine wall panels, marble floor and thresholds, refinishing of bronze grilles, cleaning of bronze windows and balcony doors, stripping and refinishing of wood wainscot and paneling. Repair and refinishing of wood flooring, and decorative and painted surfaces is also being addressed.

**Capitol Park Project**-This project will address continued maintenance needs in the historic South Capitol park including step re-pointing, pointing cobblestone gutters, and storm drain repair, as well as addressing lawn, tree, and planting issues.



**New Flag Facility**-The Committee is in the process of designing and constructing a new custom facility for the long-term preservation of the Civil War flag collection. This state of the art area will be housed in an existing building, and will be built as a secure vault within the building. Upgrades will include better environmental, security, fire protection, and exhibition space to ensure to continued long-term preservation of this priceless collection of Civil War artifacts.

**New Storage Facility**-The Committee is planning and designing a new facility in which to house historic Capitol artifacts, chandeliers, furniture, and other attic stock, as well as historically significant items necessary to the Committee's restoration projects.




# Gifts and Collectibles

The Capitol Preservation Committee maintains a retail shop in Room 630 Main Capitol. Hours are Monday through Friday 9:00 am to 3:30 pm. For a full catalog of gifts and collectibles, or to order online, please visit our online store at <http://store.cpc.state.pa.us>



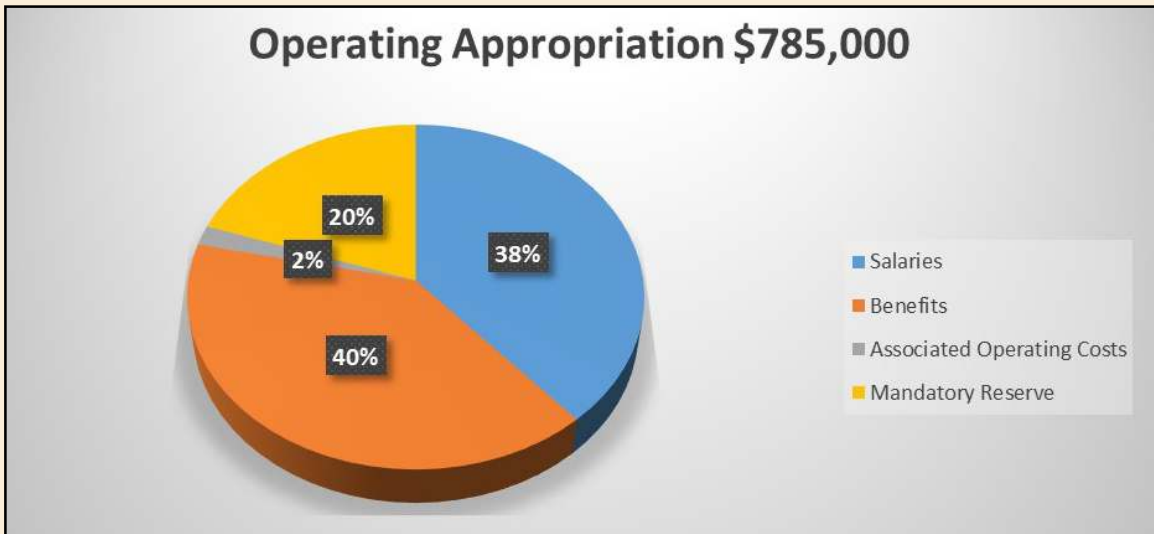


For further information or to order via phone, please call (717)-783-6484.

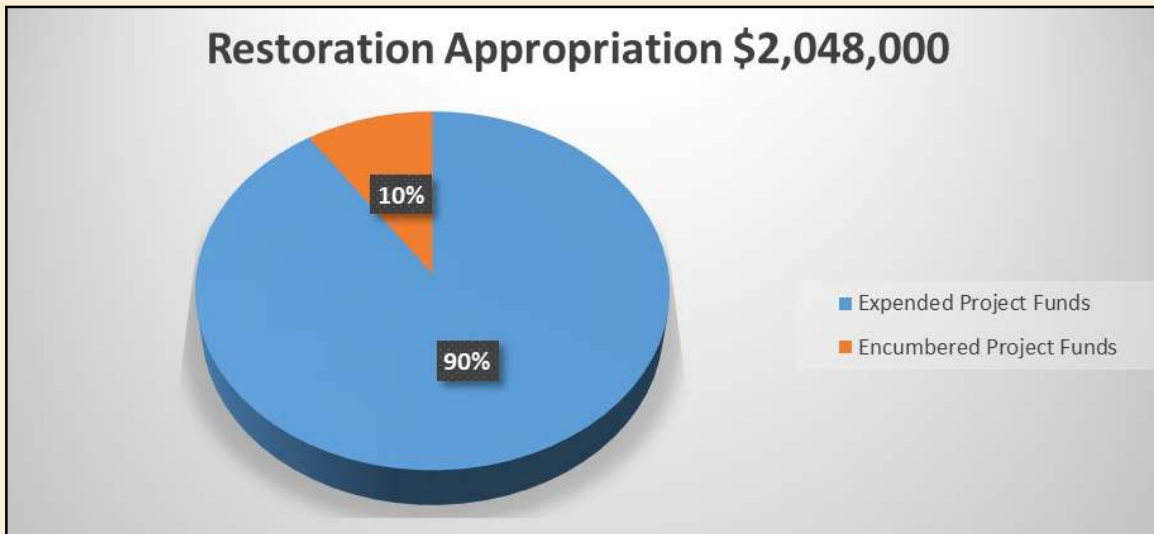


# Financial Report Fiscal Year Ending June 30, 2018

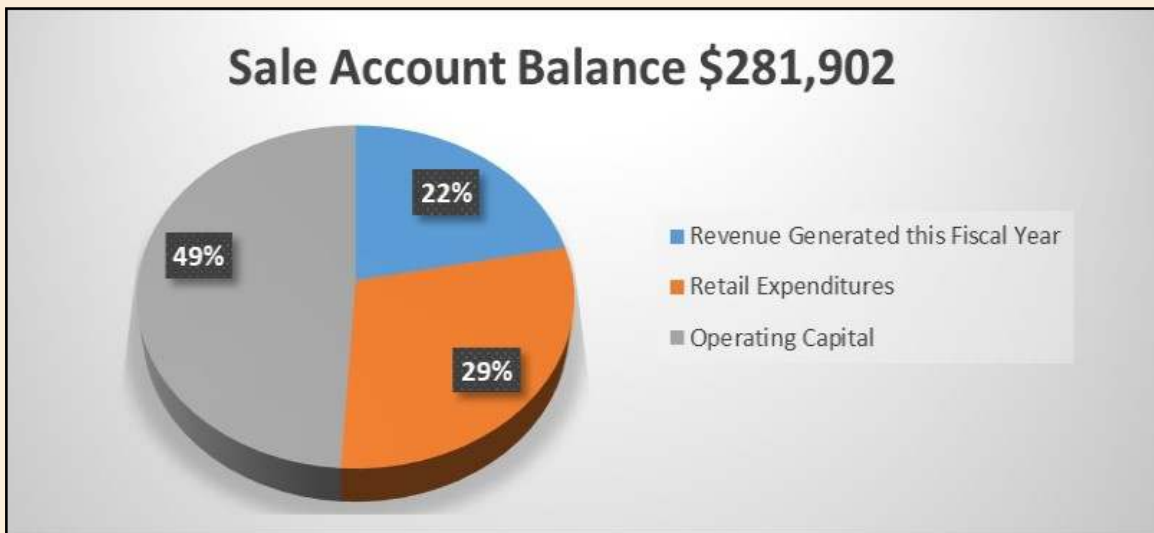
## Appropriation FY 17-18



## Project Budget FY 17-18



## Sales Account FY 17-18





SCIENCE REVEALING TREASURES OF THE EARTH


TO THE N THAT WE MAY DO THE

THAT IS

TO THE N

*The Capitol Preservation Committee is an independent Commonwealth committee established by the General Assembly in 1982.*

*Serving as historic guardian, its mission is directing programs to conserve and restore the Pennsylvania State Capitol and associated historic complex buildings and grounds, preserving it for future generations.*



PENNSYLVANIA CAPITOL  
PRESERVATION COMMITTEE

*Room 630 Main Capitol Building  
Harrisburg, PA 17120  
Tel: 717-783-6484  
Fax: 717-772-0742  
<http://cpc.state.pa.us>*